

Optional Parts for Wall-Hung Washdown Toilet Carrier

111.335.00.5 and 111.255.00.1



Product Specifications

Installation accessories for concealed tank and carrier for wall-hung toilet. Accessories shall be for alternate frame installation and connection sets between carrier and toilet fixture.

Warranty

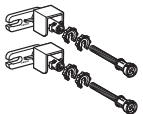


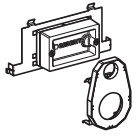
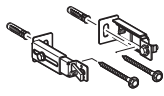
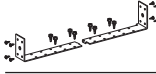

One-year warranty against manufacturers' defect.

Features

Installation accessories for:

- Pre-wall installation
- Corner installation
- Post-tension concrete floors
- Non-standard stud distances
- Fire protection element to DIN EN 1364-1
- Supports for short height wall-hung bowls
- Connection set for 1" seat height offset
- Sound dampening pad
- Alternate bolt caps
- Finished wall thicknesses to 7.09" (18 cm)

Mounting Accessories for Carrier Frames

Description	Model No.
 Frame to wall anchoring for 5.12"–7.87" (13–20 cm) thick unfinished pre-wall	111.815.00.1
 Frame to wall anchoring for 5.12"–7.87" (13–20 cm) thick unfinished pre-wall corner installations	111.835.00.1†
 Support brackets for wall-hung toilets with small contact surface (thin profiles)	111.847.00.1†
 Fire protection set for UP320 concealed dual-flush tanks; 90 min. fire resistance to DIN EN 1364-1:1999-10 *Note: Available for 111.335.00.5 carrier only	111.863.00.1**
 Frame to wall anchoring where foot installations into floor are not allowed for 5.12"–7.87" (13–20 cm) thick unfinished pre-wall	111.867.00.1†
 Frame to stud fastening set for extended stud spacing from 19.75"–25.56" (50–65 cm)	111.869.00.1†
 Frame to wall anchoring extensions for 7.87"–15.75" (20–40 cm) thick unfinished pre-wall	111.887.00.1†

† Special order. Up to 4 weeks delivery. Contact your Geberit sales representative or customer service for more information. Continued on other side



ARCHITECT/ENGINEER APPROVAL	
Job Name	_____
Date	_____
Quantity	_____
Model Specified	_____
Variations Specified	_____
Customer/Wholesaler	_____
Contractor	_____
Architect	_____

Product specifications subject to change without notice.

Geberit
2100 S. Clearwater Drive
Des Plaines, IL 60018


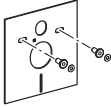

800/566-2100
Fax 847/803-5454
www.geberit.us

Optional Parts for Wall-Hung Washdown Toilet Carrier



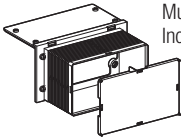


111.335.00.5 and 111.255.00.1



Bowl Connection Sets and Accessories

Description	Model No.
 <p>HDPE connection set with 1" (2.5 cm) offset and mounting hardware (bowl installation kit); with socket for Ø3.54" (Ø90 mm) push fit piping and Ø55 supply inlet; matte chrome cover caps</p>	405.116.00.1†
 <p>Acoustic insulation set for wall-hung toilets and bidets</p>	156.050.00.1
 <p>Cover caps with leveling washer, Plastic, Alpine white</p>	217.713.11.1

Required Accessories for 3.54"–7.09" (9–18 cm) Finished Wall Thickness

 <p>Mounting rod extension set for wall-hung toilet and bidet, M12</p>	242.232.00.1†
 <p>Mud guard protection housing for UP320, Plastic **Note: Available for 111.335.00.5 carrier only</p>	241.826.00.1**
 <p>Mud guard protection housing for UP200 flush tanks Included with unit.</p>	240.172.00.1
 <p>Extension set for actuator flush plates compatible with UP320, UP300, and UP200 flush tanks</p>	240.938.00.1†
 <p>HDPE Connector set for extended installation and mounting hardware (bowl installation kit), with socket for Ø3.54" (Ø90 mm) push fit piping and Ø55 supply inlet; matte chrome cover caps</p>	152.438.46.1†

† Special order. Up to 4 weeks delivery. Contact your Geberit sales representative or customer service for more information.

Product specifications subject to change without notice.

Geberit
2100 S. Clearwater Drive
Des Plaines, IL 60018

800/566-2100
Fax 847/803-5454
www.geberit.us

GEB6071 03/10

GNA7051 03/10